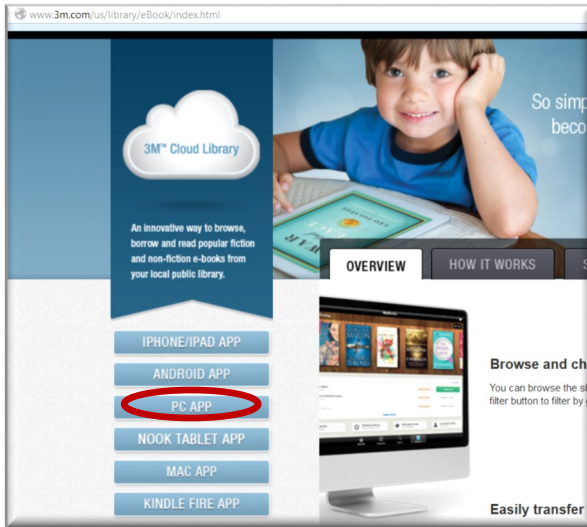


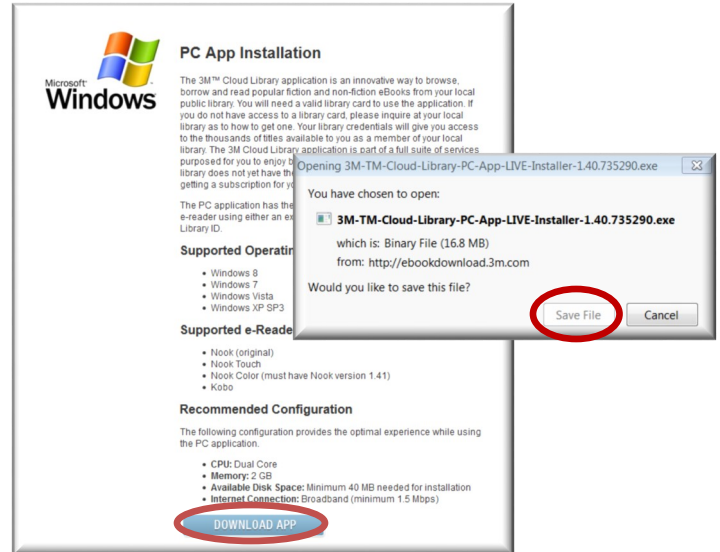
Step One: Visit the 3M Cloud Library Patron Support Website.

- Go to: ebook.3m.com
- Click on the PC App button on the left hand side of the screen.



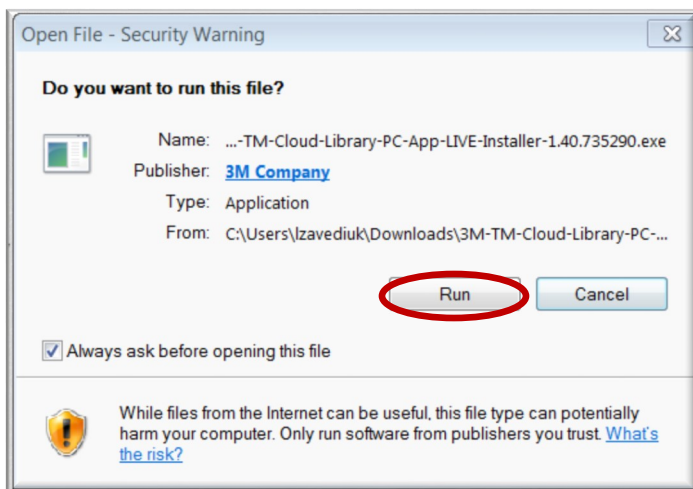
Step Two: Download the 3M Cloud Library App

- Scroll down and click on the Download App button.
- A pop-window will appear, click on Save File



Step Three: Install the 3M Cloud Library App

- Run the 3M Cloud Library App Installer



You are now ready to check out e-books from the 3M Cloud Library! You'll find the app on your desktop. Click on the icon to log in and start reading!

Remember to select "Illinois Heartland Library System" to access the eRead Illinois shared collection.

