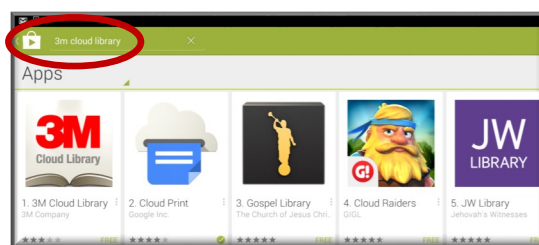
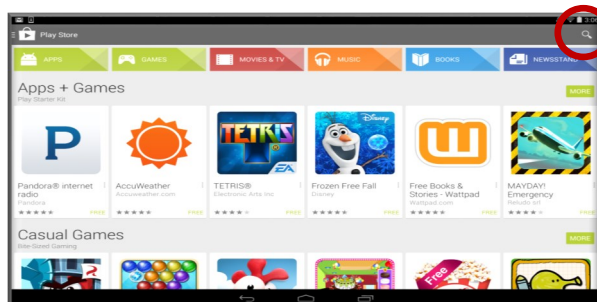


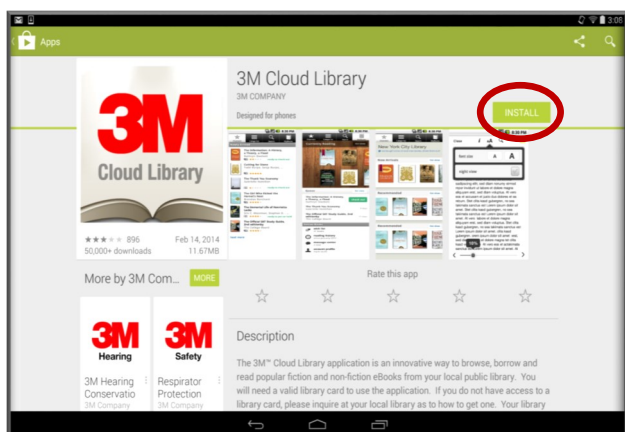
Step One: Visit the Google Play Store.

- On your device's home page, tap on the Google Play icon.
- Tap on the magnifying glass in the upper right-hand corner. Search for 3M Cloud Library in the search box in the top left-hand corner.



Step Two: Download the 3M Cloud Library App

- Tap on the 3M Cloud Library Icon.
- Tap on Install and wait for the app to download.



You are now ready to check out e-books from the 3M Cloud Library! Tap on the app to log in and get started!

Remember to select "Illinois Heartland Library System" as your library to access the collection.

